VI 01-2026
010-409-000

Service info ScaleUnit

When a cow jumps on the ScaleUnit platform, the weighing transmitter may fail to detect the zero point correctly. Follow the steps below to reset the weighing transmitter to 0 kg.

Tip: hold the C button 3 seconds to restart.

1 Pull the two-pin connector out of the weighing transmitter and reconnect it after 2 seconds.



005-193-000
weight transmitter - Gewichtstransmitter - transmetteur de poids

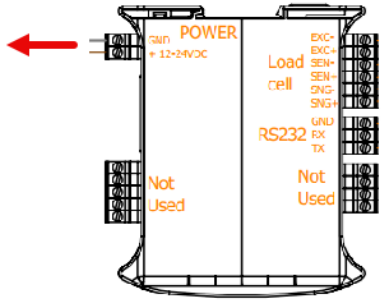

2 Press T during start-up to open the menu.

3 The menu appears as follows.
Use the arrow key to go to “SEtuP” → Enter.
Select “ConFIG” → Enter → “0.CALib” → Enter and confirm with “SURE?”.
Wait until the zero point is registered.
Then press the C button several times until “SAVE?” appears and press Enter.

4 When all steps have been carried out correctly, the scale will show 0 and the process is complete.

Questions? Contact
Hanskamp Service:

0031 314 393 797

0031 618 486 642

service@hanskamp.nl

2



Weighing Transmitter Explanation



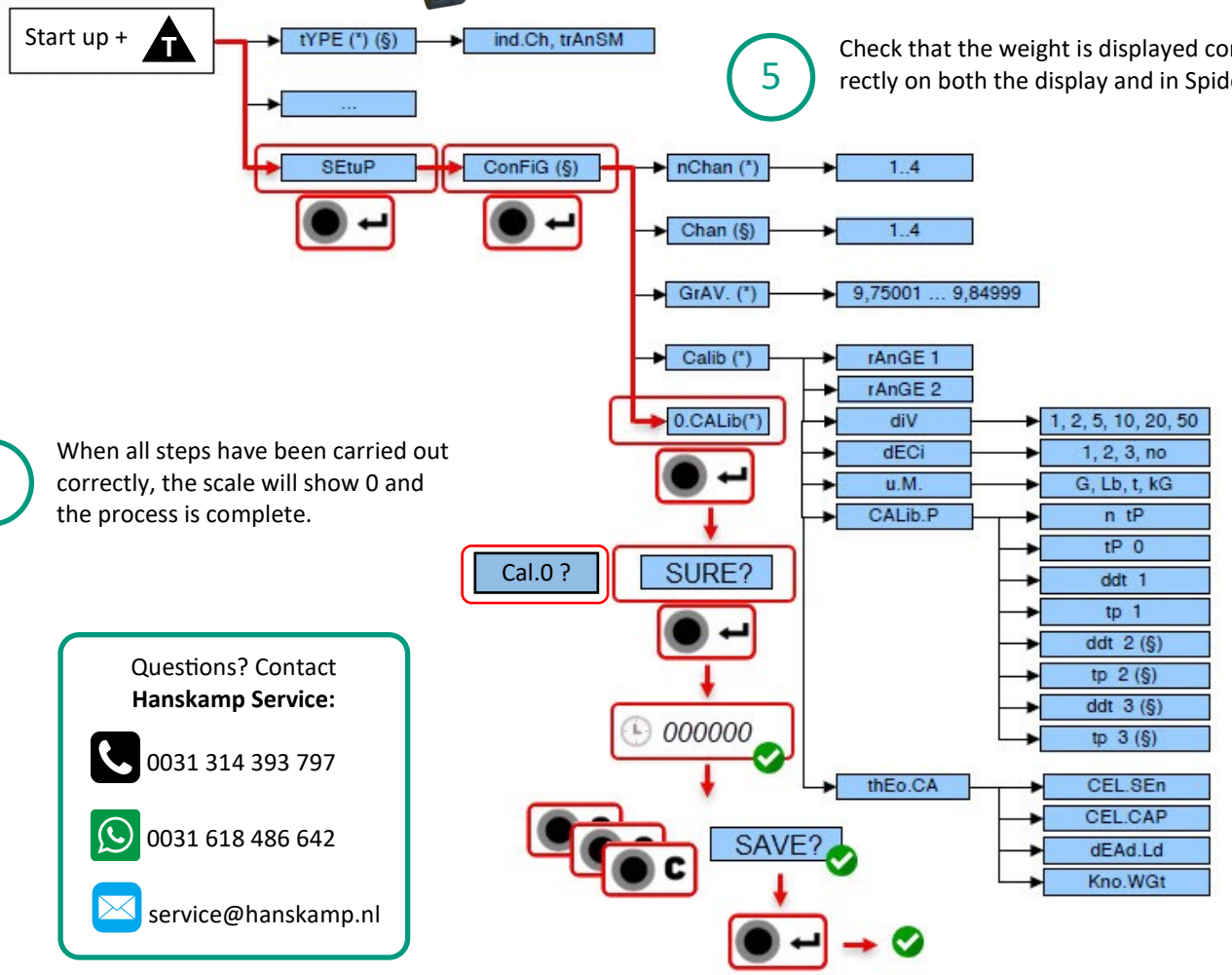

5 Check that the weight is displayed correctly on both the display and in Spider.

Hanskamp | Innovation for dairy farming
Xenonstraat 6
7031 HX Wehl
T + 31 (0)314 - 393 797
F + 31 (0)314 - 393 826
E info@hanskamp.nl
I www.hanskamp.com

HANSKAMP
Innovation for dairy farming